


4-Conductor, Chassis-Mount Terminal Strips


Description and Handling, 862 Series

Conductor termination




Four conductors per pole for solid and fine-stranded conductors.

Marking



Marking
Direct, one-side printing
Marking strips

Testing



Testing
with test plug 2 mm Ø.

Ground contact (PE contact)




Makes an automatic contact to the mounting plate. The varnish coating is penetrated automatically.

Commoning



Commoning with comb-style jumper bar.



Cost-effective features:

The 862 Series chassis-mount terminal strips were developed specifically to **minimize wiring costs**, while accommodating requirements for easy mounting, multiple connection points, marking and handling:

- The 862 Series equipped with CAGE CLAMP®S connects up to four conductors sized 0.5 mm² to 4 mm² (AWG 20–12). Due to multiple connection points per pole, different conductor sizes can be used within the same terminal block position.
- CAGE CLAMP®S termination technology allows solid conductors, fine-stranded conductors with ferrules or ultrasonically bonded conductors from 0.5 mm² to 4 mm² (AWG 20–12) to be connected by simply pushing the conductor into contact. (Length of bonded wire end min. 10 mm/0.39 in).
- Convenient automatic grounding contact available as an option.
- Snap-in mounting feet for fast assembly.
- Push-buttons for easy handling with an operating tool or by hand.
- Built-in test points simplify testing with test plug 2 mm Ø.
- Flexible marking options with standard marking (pre-marked), marker strip or custom marked for large quantity orders.

CAGE CLAMP®S clamps the following copper conductors:



solid



stranded



fine-stranded





tip bonded

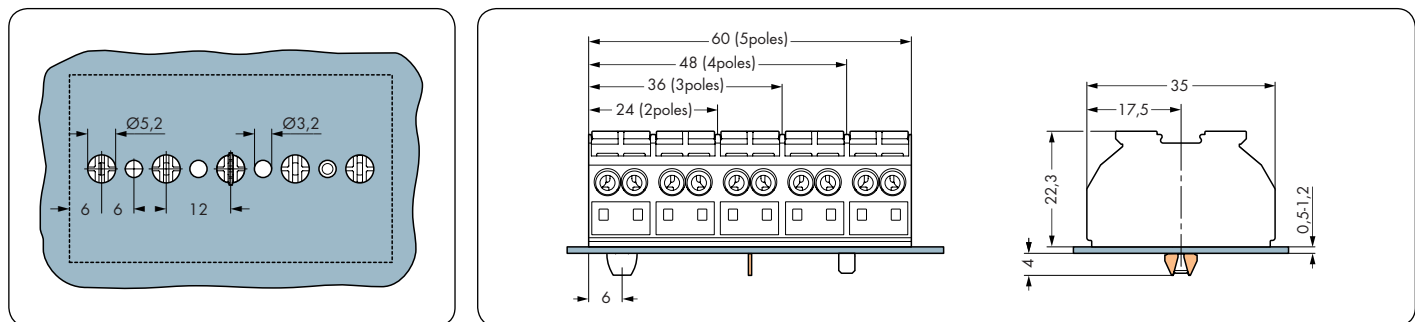


with ferrule

Strip length, see packaging or instructions.



Dimensions



Ferrules	Sleeve for mm ²	AWG	Color	Strip Length L mm	L1	D mm	D1	D2	Item No.	Pack. Unit		
	Insulated ferrules	0,5	22	white	12,0	16,0	10,0	3,1	2,6	1,0	216-241	1000
		0,75	20	gray	12,0	16,0	10,0	3,3	2,8	1,2	216-242	1000
		1,0	18	red	12,0	16,0	10,0	3,5	3,0	1,4	216-243	1000
		1,5	16	black	12,0	16,0	10,0	4,0	3,5	1,7	216-244	1000
		2,5	14	blue	12,0	17,0	10,0	4,7	4,2	2,2	216-246	1000
	Uninsulated ferrules	4	12	gray	14,0	20,0	12,0	5,4	4,8	2,8	216-267	500
		0,5	22		10	10		2,1		1,0	216-141	1000
		0,75	20		10	10		2,3		1,2	216-142	1000
		1,0	18		10	10		2,5		1,4	216-143	1000
		1,5	16		10	10		2,8		1,7	216-144	1000
	2,5	14		10	10		3,4		2,2	216-106	1000	
	4	12		12	12		4,0		2,8	216-167	1000	

Please find the entire product range in our Full Line Catalog, Volume 1. Additional information at www.wago.com.

4-Conductor, Chassis-Mount Terminal Strips

2- and 3-Pole, 4 mm²

862 Series

	0.5 - 4 mm² 500 V/6 kV/3 I _N 32 A	AWG 20 - 12 300 V, 20 A 300 V, 20 A
	0.5 - 4 mm² 500 V/6 kV/3 I _N 32 A	AWG 20 - 12 300 V, 20 A 300 V, 20 A
	10 - 11 mm / 0.41 in	10 - 11 mm / 0.41 in

① Conductor sizes: 0.25 - 4 mm² "s + fst";
 Push-in conductor sizes: 0.75 - 4 mm² "s" and
 0.75 - 2.5 mm² "insulated ferrule, 12 mm"



Available in black and white.

2-pole

3-pole

	without Ground contact (PE contact)	with Ground contact (PE contact)	Item No. black	Item No. white	Pack. Unit	Item No. black	Item No. white	Pack. Unit
For screw and nut 3 mm Ø or for self-tapping screw 2.9 mm Ø from top								
	plain		● 862-0552	○ 862-0652	500			
	L1-N		● 862-1552	○ 862-1652	500			
	N-L1		● 862-2552	○ 862-2652	500			
For self-tapping screw 2.9 mm Ø from below								
	plain		● 862-0562	○ 862-0662	500			
	L1-N		● 862-1562	○ 862-1662	500			
	N-L1		● 862-2562	○ 862-2662	500			
1 snap-in foot per pole								
	plain		● 862-0532	○ 862-0632	500			
	L1-N		● 862-1532	○ 862-1632	500			
	N-L1		● 862-2532	○ 862-2632	500			
For screw and nut 3 mm Ø or for self-tapping screw 2.9 mm Ø from top								
	plain					● 862-0503	○ 862-0603	250
	⊕-N-L1					● 862-1503	○ 862-1603	250
	N-⊕-L1					● 862-2503	○ 862-2603	250
		N-⊕-L1				● 862-8503	○ 862-8603	250
		⊕-N-L1				● 862-9503	○ 862-9603	250
1 snap-in foot per pole								
	plain					● 862-0533	○ 862-0633	250
	⊕-N-L1					● 862-1533	○ 862-1633	250
	N-⊕-L1					● 862-2533	○ 862-2633	250
		N-⊕-L1				● 862-8533	○ 862-8633	250
		⊕-N-L1				● 862-9533	○ 862-9633	250
Snap-in foot at pos. 1+3								
	plain					● 862-0593	○ 862-0693	250
	⊕-N-L1					● 862-1593	○ 862-1693	250
	N-⊕-L1					● 862-2593	○ 862-2693	250
		N-⊕-L1				● 862-8593	○ 862-8693	250
		⊕-N-L1				● 862-9593	○ 862-9693	250

862 Series Accessories









Comb-style jumper bar , simply push into conductor entry hole I _N 32 A 862-482 5	Test plug , with 500 mm cable, 2 mm Ø red 210-136 50	Test plug , with 500 mm cable, 2.3 mm Ø yellow 210-137 50
Operating tool with partially insulated shaft , type 2, (3.5 x 0.5) mm blade 210-720 1	Suitable for Ex e II applications 440 V, 28 A	Marking strip , plain, 7.5 mm wide, 50m roll white 709-178 1


① Approvals are available online at: www.wago.com.

4-Conductor, Chassis-Mount Terminal Strips

4- and 5-Pole, 4 mm²

862 Series

	<p>0.5 - 4 mm² 500 V/6 kV/3 I_N 32 A</p> <p>4 x AWG 20 - 12 300 V, 20 A  300 V, 20 A </p> <p> 10 - 11 mm / 0.41 in</p> <p> Approvals</p>	<p>0.5 - 4 mm² 500 V/6 kV/3 I_N 32 A</p> <p>4 x AWG 20 - 12 300 V, 20 A  300 V, 20 A </p> <p> 10 - 11 mm / 0.41 in</p> <p> Approvals</p>
--	---	---

 Conductor sizes: 0.25 - 4 mm² "s + fst";
Push-in conductor sizes: 0.75 - 4 mm² "s" and 0.75 - 2.5 mm² "insulated ferrule, 12 mm"







Available in black and white.

4-pole

5-pole

	without Ground contact (PE contact)	with Ground contact (PE contact)	Item No. black	Item No. white	Pack. Unit	Item No. black	Item No. white	Pack. Unit
For screw and nut 3 mm Ø or for self-tapping screw 2.9 mm Ø from top								
	plain		● 862-0504	○ 862-0604	200			
	⊕-N-L1-L2		● 862-1504	○ 862-1604	200			
	N-⊕-L1-L2		● 862-2504	○ 862-2604	200			
		N-⊕-L1-L2	● 862-8504	○ 862-8604	200			
		⊕-N-L1-L2	● 862-9504	○ 862-9604	200			
1 snap-in foot per pole								
	plain		● 862-0534	○ 862-0634	200			
	⊕-N-L1-L2		● 862-1534	○ 862-1634	200			
	N-⊕-L1-L2		● 862-2534	○ 862-2634	200			
		N-⊕-L1-L2	● 862-8534	○ 862-8634	200			
		⊕-N-L1-L2	● 862-9534	○ 862-9634	200			
Snap-in foot at pos. 1+4								
	plain		● 862-0594	○ 862-0694	200			
	⊕-N-L1-L2		● 862-1594	○ 862-1694	200			
	N-⊕-L1-L2		● 862-2594	○ 862-2694	200			
		N-⊕-L1-L2	● 862-8594	○ 862-8694	200			
		⊕-N-L1-L2	● 862-9594	○ 862-9694	200			
For screw and nut 3 mm Ø or for self-tapping screw 2.9 mm Ø from top								
	plain					● 862-0505	○ 862-0605	200
	⊕-N-L1-L2-L3					● 862-1505	○ 862-1605	200
	L3-N-⊕-L1-L2					● 862-2505	○ 862-2605	200
		L3-N-⊕-L1-L2				● 862-8505	○ 862-8605	200
		⊕-N-L1-L2-L3				● 862-9505	○ 862-9605	200
1 snap-in foot per pole								
	plain					● 862-0525	○ 862-0625	200
	⊕-N-L1-L2-L3					● 862-1525	○ 862-1625	200
	L3-N-⊕-L1-L2					● 862-2525	○ 862-2625	200
		L3-N-⊕-L1-L2				● 862-8525	○ 862-8625	200
		⊕-N-L1-L2-L3				● 862-9525	○ 862-9625	200
Snap-in foot at pos. 1+3+5								
	plain					● 862-0515	○ 862-0615	200
	⊕-N-L1-L2-L3					● 862-1515	○ 862-1615	200
	L3-N-⊕-L1-L2					● 862-2515	○ 862-2615	200
		L3-N-⊕-L1-L2				● 862-8515	○ 862-8615	200
		⊕-N-L1-L2-L3				● 862-9515	○ 862-9615	200

862 Series Accessories

<p>Comb-style jumper bar, simply push into conductor entry hole I_N 32 A 862-482 5</p> 	<p>Test plug, with 500 mm cable, 2 mm Ø red 210-136 50</p> 	<p>Test plug, with 500 mm cable, 2.3 mm Ø yellow 210-137 50</p> 
<p>Operating tool with partially insulated shaft, type 2, (3.5 x 0.5) mm blade 210-720 1</p> 	<p>Suitable for Ex e II applications 440 V, 28 A</p>	<p>Marking strip, plain, 7.5 mm wide, 50m roll white 709-178 1</p> 