























MCS - MULTI CONNECTION SYSTEM

- Product Overview by Pin Spacing -

MICRO 2.5 mm / 0.098 in	MINI 3.5 mm, 3.81 mm / 0.138 in, 0.15 in			MINI HD 3.5 mm / 0.138 in
<p>Female connectors, 733 Series</p>  <p>CAGE CLAMP®</p> <p>0.08 - 0.5 mm² / AWG 28 - 20 Page 213</p>	<p>Female connectors, 734 Series</p>  <p>CAGE CLAMP®</p> <p>0.08 - 1.5 mm² / AWG 28 - 14 Page 231, 232</p>	<p>Female connectors with locking levers, 734 Series</p>  <p>CAGE CLAMP®</p> <p>0.08 - 1.5 mm² / AWG 28 - 14 Page 231, 232</p>	<p>Female connectors with screw flanges, 734 Series</p>  <p>CAGE CLAMP®</p> <p>0.08 - 1.5 mm² / AWG 28 - 14 Page 231</p>	<p>Female connectors, 713 Series</p>  <p>CAGE CLAMP®</p> <p>0.08 - 1.5 mm² / AWG 28 - 16 Page 269</p>
<p>Female connectors with locking levers, 733 Series</p>  <p>CAGE CLAMP®</p> <p>0.08 - 0.5 mm² / AWG 28 - 20 Page 213</p>	<p>Female connectors with push-buttons, 2734 Series</p>  <p>CAGE CLAMP®</p> <p>0.2 - 1.5 mm² / AWG 24 - 14 Page 235, 236</p>	<p>Female connectors with push-buttons and locking levers, 2734 Series</p>  <p>CAGE CLAMP®</p> <p>0.2 - 1.5 mm² / AWG 24 - 14 Page 235, 236</p>	<p>Female connectors with push-buttons and fixing flanges, 2734 Series</p>  <p>CAGE CLAMP®</p> <p>0.2 - 1.5 mm² / AWG 24 - 14 Page 235, 237</p>	<p>Female connectors with separators, 713 Series</p>  <p>CAGE CLAMP®</p> <p>0.08 - 1.5 mm² / AWG 28 - 16 Page 269</p>
<p>Male headers with solder pins, 733 Series</p>  <p>Page 215</p>	<p>Female connectors with push-buttons and fixing flanges, 2734 Series</p>  <p>CAGE CLAMP®</p> <p>0.2 - 1.5 mm² / AWG 24 - 14 Page 236</p>			<p>Female connectors with screw flanges, 713 Series</p>  <p>CAGE CLAMP®</p> <p>0.08 - 1.5 mm² / AWG 28 - 16 Page 269</p>
<p>Male headers, 733 Series</p>  <p>Page 215</p>	<p>Male headers with solder pins, 734 Series</p>  <p>Page 239, 243</p>	<p>Male headers with solder pins and threaded flanges, 734 Series</p>  <p>Page 240</p>	<p>Male headers, 734 Series</p>  <p>Page 241, 244</p>	<p>Male headers with solder pins, 713 Series</p>  <p>Page 271</p>
<p>Male headers with solder pins, 733 Series</p>  <p>Page 217 - 218</p>	<p>Double-deck male headers with solder pins, 734 Series</p>  <p>Page 242, 245</p>	<p>Male headers with solder pins, 734 Series</p>  <p>Page 247 - 249</p>		<p>Male headers with solder pins and separators, 713 Series</p>  <p>Page 272</p>
<p>Male connectors, 733 Series</p>  <p>CAGE CLAMP®</p> <p>0.08 - 0.5 mm² / AWG 28 - 20 Page 221</p>	<p>Male connectors, 734 Series</p>  <p>CAGE CLAMP®</p> <p>0.08 - 1.5 mm² / AWG 28 - 14 Page 251, 252</p>	<p>Male connectors with fixing flanges, 734 Series</p>  <p>CAGE CLAMP®</p> <p>0.08 - 1.5 mm² / AWG 28 - 14 Page 251, 252</p>	<p>Male connectors with threaded flanges, 734 Series</p>  <p>CAGE CLAMP®</p> <p>0.08 - 1.5 mm² / AWG 28 - 14 Page 251</p>	<p>Male headers with solder pins and threaded flanges, 713 Series</p>  <p>Page 273</p>
	<p>Combi strips, 734 Series</p>  <p>CAGE CLAMP®</p> <p>3.5 mm² / 0.08 - 1.5 mm² Page 255</p>			
	<p>Female headers with solder pins, 734 Series</p>  <p>Page 257, 258</p>	<p>Female headers with solder pins and locking levers, 734 Series</p>  <p>Page 257 - 259</p>		

MINI SL
3.5 mm / 0,138 in

Female connectors,
714 Series



CAGE CLAMP®

0.2 - 1.5 mm² / AWG 24 - 10
Page 279

Male headers with solder pins,
714 Series



Page 281

MIDI 100% Protected Against Mismatching
5 mm / 0.197 in

Female connectors,
721 Series



CAGE CLAMP®

0.08 - 2.5 mm² / AWG 28 - 12
Page 287

Female connectors with locking levers,
721 Series



CAGE CLAMP®

0.08 - 2.5 mm² / AWG 28 - 12
Page 287

Female connectors with fixing flanges,
721 Series



CAGE CLAMP®

0.08 - 2.5 mm² / AWG 28 - 12
Page 287, 288

Female connectors with snap-in
mounting feet,
721 Series



CAGE CLAMP®

0.08 - 2.5 mm² / AWG 28 - 12
Page 288

Angled female connectors,
722 Series



CAGE CLAMP®

0.08 - 2.5 mm² / AWG 28 - 12
Page 289

Female connectors with fixing
flanges for panel mounting,
721 Series



CAGE CLAMP®

0.08 - 2.5 mm² / AWG 28 - 12
Page 291

Female connectors with snap-in
mounting feet for panel mounting,
721 Series



CAGE CLAMP®

0.08 - 2.5 mm² / AWG 28 - 12
Page 291

Female connectors with push-
buttons, 2721 Series



CAGE CLAMP®

0.2 - 2.5 mm² / AWG 24 - 12
Page 293

Female connectors with push-
buttons and snap-in mounting feet,
2721 Series



CAGE CLAMP®

0.2 - 2.5 mm² / AWG 24 - 12
Page 293

Female connectors with push-
buttons and locking levers,
2721 Series



CAGE CLAMP®

0.2 - 2.5 mm² / AWG 24 - 12
Page 293

Female connectors with push-
buttons and fixing flanges,
2721 Series



CAGE CLAMP®

0.2 - 2.5 mm² / AWG 24 - 12
Page 294

2-conductor female connectors,
721 Series



CAGE CLAMP®

0.2 - 2.5 mm² / AWG 24 - 12
Page 297

2-conductor female connectors with
locking levers,
721 Series



CAGE CLAMP®

0.2 - 2.5 mm² / AWG 24 - 12
Page 297

Male headers with solder pins,
721 Series



Page 299, 300

Male headers,
721 Series



Page 299

Male connectors,
721 Series



CAGE CLAMP®

0.08 - 2.5 mm² / AWG 28 - 12
Page 303

Male connectors with snap-in
mounting feet,
721 Series



CAGE CLAMP®

0.08 - 2.5 mm² / AWG 28 - 12
Page 303

Male connectors with fixing flanges,
721 Series



CAGE CLAMP®

0.08 - 2.5 mm² / AWG 28 - 12
Page 303

Female headers with solder pins,
722 Series



Page 305

Female headers with solder pins
and locking levers,
722 Series



Page 305, 306

Female headers with solder pins
and fixing flanges,
722 Series



Page 306

Female headers with solder pins
and spacers,
722 Series



Page 307

Male connectors for rail-mounted
terminal blocks, 721 Series




Page 309

Female connectors for rail-mounted
terminal blocks, 722 Series



Page 311

Female connectors for rail-mounted
terminal blocks with locking levers,
722 Series



Page 312

MCS - MULTI CONNECTION SYSTEM

- Product Overview by Pin Spacing -

MIDI Classic 5 mm, 5.08 mm / 0.197 in, 0.2 in				
<p>Female connectors, 231 Series</p>  <p>CAGE CLAMP[®]</p> <p>0.08 - 2.5 mm² / AWG 28 - 12 Page 345, 348</p>	<p>Female connectors with integrated end plate, 231 Series</p>  <p>CAGE CLAMP[®]</p> <p>0.08 - 2.5 mm² / AWG 28 - 12 Page 345, 348</p>	<p>Female connectors with snap-in mounting feet, 231 Series</p>  <p>CAGE CLAMP[®]</p> <p>0.08 - 2.5 mm² / AWG 28 - 12 Page 347, 349</p>	<p>Female connectors with locking levers, 231 Series</p>  <p>CAGE CLAMP[®]</p> <p>0.08 - 2.5 mm² / AWG 28 - 12 Page 346, 349</p>	<p>Female connectors with fixing flanges, 231 Series</p>  <p>CAGE CLAMP[®]</p> <p>0.08 - 2.5 mm² / AWG 28 - 12 Page 346, 350</p>
<p>Angled female connectors, 232 Series</p>  <p>CAGE CLAMP[®]</p> <p>0.08 - 2.5 mm² / AWG 28 - 12 Page 347, 351</p>	<p>Female connectors with screw flanges, 231 Series</p>  <p>CAGE CLAMP[®] 5.08</p> <p>0.08 - 2.5 mm² / AWG 28 - 12 Page 349</p>	<p>Female connectors with fixing flanges for panel mounting, 731 Series</p>  <p>CAGE CLAMP[®] 5</p> <p>0.08 - 2.5 mm² / AWG 28 - 12 Page 353</p>	<p>Female connectors with snap-in mounting feet for panel mounting, 731 Series</p>  <p>CAGE CLAMP[®] 5</p> <p>0.08 - 2.5 mm² / AWG 28 - 12 Page 353</p>	
<p>Female connectors with push-buttons, 2231 Series</p>  <p>CAGE CLAMP[®] 5</p> <p>0.2 - 2.5 mm² / AWG 24 - 12 Page 355, 357</p>	<p>Female connectors with push-buttons and integrated end plate, 2231 Series</p>  <p>CAGE CLAMP[®] 5</p> <p>0.2 - 2.5 mm² / AWG 24 - 12 Page 355, 357</p>	<p>Female connectors with push-buttons and snap-in mounting feet, 2231 Series</p>  <p>CAGE CLAMP[®] 5</p> <p>0.2 - 2.5 mm² / AWG 24 - 12 Page 356, 358</p>	<p>Female connectors with push-buttons and locking levers, 2231 Series</p>  <p>CAGE CLAMP[®] 5</p> <p>0.2 - 2.5 mm² / AWG 24 - 12 Page 355, 357</p>	<p>Female connectors with push-buttons and fixing flanges, 2231 Series</p>  <p>CAGE CLAMP[®] 5</p> <p>0.2 - 2.5 mm² / AWG 24 - 12 Page 356, 358</p>
<p>Female connectors with push-buttons and screw flanges, 2231 Series</p>  <p>CAGE CLAMP[®] 5.08</p> <p>0.2 - 2.5 mm² / AWG 24 - 12 Page 358</p>	<p>2-conductor female connectors, 231 Series</p>  <p>CAGE CLAMP[®] 5</p> <p>0.2 - 2.5 mm² / AWG 24 - 12 Page 361, 362</p>	<p>2-conductor female connectors with locking levers, 231 Series</p>  <p>CAGE CLAMP[®] 5.08</p> <p>0.2 - 2.5 mm² / AWG 24 - 12 Page 361, 362</p>	<p>2-conductor female connectors with screw flanges, 231 Series</p>  <p>CAGE CLAMP[®] 5.08</p> <p>0.2 - 2.5 mm² / AWG 24 - 12 Page 362</p>	
<p>Male headers with solder pins, 231 Series</p>  <p>Page 365, 366, 368, 369</p>	<p>Male headers with solder pins and fixing flanges, 231 Series</p>  <p>CAGE CLAMP[®] 5</p> <p>Page 366, 367</p>	<p>Male headers with solder pins and threaded flanges, 231 Series</p>  <p>CAGE CLAMP[®] 5.08</p> <p>Page 369, 370</p>	<p>Male headers for double-deck assembly, 232 Series</p>  <p>Page 373</p>	<p>Male headers with solder pins, 231 Series</p>  <p>THR 5</p> <p>Page 375, 376</p>
<p>Male connectors, 231 Series</p>  <p>CAGE CLAMP[®]</p> <p>0.08 - 2.5 mm² / AWG 28 - 12 Page 379, 380</p>	<p>Male connectors with snap-in mounting feet, 231 Series</p>  <p>CAGE CLAMP[®]</p> <p>0.08 - 2.5 mm² / AWG 28 - 12 Page 379, 380</p>	<p>Male connectors with fixing flanges, 231 Series</p>  <p>CAGE CLAMP[®]</p> <p>0.08 - 2.5 mm² / AWG 28 - 12 Page 379, 380</p>	<p>Male connectors with threaded flanges, 231 Series</p>  <p>CAGE CLAMP[®] 5.08</p> <p>0.08 - 2.5 mm² / AWG 28 - 12 Page 381</p>	<p>Double-pin male connectors for DIN 35 rail mounting, 232 Series</p>  <p>Page 383</p>
<p>Female headers with solder pins, 232 Series</p>  <p>Page 385, 388</p>	<p>Female headers with solder pins and locking levers, 232 Series</p>  <p>Page 385, 386, 388, 389</p>	<p>Female headers with solder pins and fixing flanges, 232 Series</p>  <p>Page 386, 389</p>	<p>Female headers with solder pins and spacers, 232 Series</p>  <p>Page 387, 390</p>	
<p>Male connectors for rail-mounted terminal blocks, 231 Series</p>  <p>CAGE CLAMP[®] 5</p> <p>Page 393</p>	<p>Female connectors for rail-mounted terminal blocks, 232 Series</p>  <p>CAGE CLAMP[®] 5</p> <p>Page 395</p>	<p>Female connectors for rail-mounted terminal blocks with locking levers, 232 Series</p>  <p>CAGE CLAMP[®] 5</p> <p>Page 396</p>		

MIDI 100% Protected Against Mismatching 7.5 mm / 0.295 in			
<p>Female connectors, 721 Series</p>  <p>CAGE CLAMP®</p> <p>0.08 - 2.5 mm² / AWG 28 - 12 Page 315</p>	<p>Female connectors with snap-in mounting feet, 721 Series</p>  <p>CAGE CLAMP®</p> <p>0.08 - 2.5 mm² / AWG 28 - 12 Page 316</p>	<p>Female connectors with locking levers, 721 Series</p>  <p>CAGE CLAMP®</p> <p>0.08 - 2.5 mm² / AWG 28 - 12 Page 315</p>	<p>Female connectors with fixing flanges, 721 Series</p>  <p>CAGE CLAMP®</p> <p>0.08 - 2.5 mm² / AWG 28 - 12 Page 315, 316</p>
<p>Female connectors with fixing flanges for panel mounting, 721 Series</p>  <p>CAGE CLAMP®</p> <p>0.08 - 2.5 mm² / AWG 28 - 12 Page 319</p>	<p>Female connectors with snap-in mounting feet for panel mounting, 721 Series</p>  <p>CAGE CLAMP®</p> <p>0.08 - 2.5 mm² / AWG 28 - 12 Page 319</p>		
<p>Female connectors with push-buttons, 2721 Series</p>  <p>CAGE CLAMP® S</p> <p>0.2 - 2.5 mm² / AWG 24 - 12 Page 321</p>	<p>Female connectors with push-buttons and snap-in mounting feet, 2721 Series</p>  <p>CAGE CLAMP® S</p> <p>0.2 - 2.5 mm² / AWG 24 - 12 Page 321</p>	<p>Female connectors with push-buttons and locking levers, 2721 Series</p>  <p>CAGE CLAMP® S</p> <p>0.2 - 2.5 mm² / AWG 24 - 12 Page 321</p>	<p>Female connectors with push-buttons and fixing flanges, 2721 Series</p>  <p>CAGE CLAMP® S</p> <p>0.2 - 2.5 mm² / AWG 24 - 12 Page 322</p>
<p>2-conductor female connectors, 721 Series</p>  <p>CAGE CLAMP® S</p> <p>0.2 - 2.5 mm² / AWG 24 - 12 Page 325</p>	<p>2-conductor female connectors with locking levers, 721 Series</p>  <p>CAGE CLAMP® S</p> <p>0.2 - 2.5 mm² / AWG 24 - 12 Page 325</p>		
<p>Male headers with solder pins, 721 Series</p>  <p>Page 327, 328</p>			
<p>Male connectors, 723 Series</p>  <p>CAGE CLAMP®</p> <p>0.08 - 2.5 mm² / AWG 28 - 12 Page 331</p>	<p>Male connectors with snap-in mounting feet, 723 Series</p>  <p>CAGE CLAMP®</p> <p>0.08 - 2.5 mm² / AWG 28 - 12 Page 331</p>	<p>Male connectors with fixing flanges, 723 Series</p>  <p>CAGE CLAMP®</p> <p>0.08 - 2.5 mm² / AWG 28 - 12 Page 331</p>	
<p>Female headers with solder pins, 722 Series</p>  <p>Page 333</p>	<p>Female headers with solder pins and locking levers, 722 Series</p>  <p>Page 333, 334</p>	<p>Female headers with solder pins and fixing flanges, 722 Series</p>  <p>Page 334</p>	<p>Female headers with solder pins and spacers, 722 Series</p>  <p>Page 335</p>

MCS – MULTI CONNECTION SYSTEM

– Product Overview by Pin Spacing –

12

MIDI Classic 7.5 mm, 7.62 mm / 0.295 in, 0.3 in				MAXI 7.62 mm / 0.3 in
<p>Female connectors, 231 Series</p>  <p>CAGE CLAMP®</p> <p>0.08 – 2.5 mm² / AWG 28 – 12 Page 399, 401</p>	<p>Female connectors with snap-in mounting feet, 231 Series</p>  <p>CAGE CLAMP®</p> <p>0.08 – 2.5 mm² / AWG 28 – 12 Page 400, 402</p>	<p>Female connectors with locking levers, 231 Series</p>  <p>CAGE CLAMP®</p> <p>0.08 – 2.5 mm² / AWG 28 – 12 Page 399, 401</p>	<p>Female connectors with fixing flanges, 231 Series</p>  <p>CAGE CLAMP®</p> <p>0.08 – 2.5 mm² / AWG 28 – 12 Page 399, 400, 401, 402</p>	<p>Female connectors, 831 Series</p>  <p>CAGE CLAMP®</p> <p>0.5 – 10 mm² / AWG 20 – 8 Page 457</p>
<p>Angled female connectors, 732 Series</p>  <p>CAGE CLAMP®</p> <p>0.08 – 2.5 mm² / AWG 28 – 12 Page 400, 402</p>	<p>Female connectors with fixing flanges for panel mounting, 731 Series</p>  <p>CAGE CLAMP®</p> <p>0.08 – 2.5 mm² / AWG 28 – 12 Page 405</p>	<p>Female connectors with snap-on mounting feet for panel mounting, 731 Series</p>  <p>CAGE CLAMP®</p> <p>0.08 – 2.5 mm² / AWG 28 – 12 Page 405</p>		<p>Female connectors with locking levers, 831 Series</p>  <p>CAGE CLAMP®</p> <p>0.5 – 10 mm² / AWG 20 – 8 Page 457</p>
<p>Female connectors with push-buttons, 2231 Series</p>  <p>CAGE CLAMP®</p> <p>0.2 – 2.5 mm² / AWG 24 – 12 Page 407, 408</p>	<p>Female connectors with push-buttons and locking levers, 2231 Series</p>  <p>CAGE CLAMP®</p> <p>0.2 – 2.5 mm² / AWG 24 – 12 Page 407, 408</p>	<p>Female connectors with push-buttons and locking levers, 2231 Series</p>  <p>CAGE CLAMP®</p> <p>0.2 – 2.5 mm² / AWG 24 – 12 Page 407, 409</p>	<p>Female connectors with push-buttons and fixing flanges, 2231 Series</p>  <p>CAGE CLAMP®</p> <p>0.2 – 2.5 mm² / AWG 24 – 12 Page 408, 409</p>	<p>Male headers with solder pins, 831 Series</p>  <p>Page 459</p>
<p>2-conductor female connectors, 231 Series</p>  <p>CAGE CLAMP®</p> <p>0.2 – 2.5 mm² / AWG 24 – 12 Page 411, 412</p>	<p>2-conductor female connectors with locking levers, 231 Series</p>  <p>CAGE CLAMP®</p> <p>0.2 – 2.5 mm² / AWG 24 – 12 Page 411, 412</p>			<p>Male connectors, 831 Series</p>  <p>CAGE CLAMP®</p> <p>0.5 – 10 mm² / AWG 20 – 8 Page 461</p>
<p>Male headers with solder pins, 231 Series</p>  <p>Page 415, 416, 418, 419</p>	<p>Male headers with solder pins and fixing flanges, 231 Series</p>  <p>CAGE CLAMP®</p> <p>0.2 – 2.5 mm² / AWG 24 – 12 Page 416, 417</p>			<p>Male connectors for DIN 35 rail mounting, 831 Series</p>  <p>CAGE CLAMP®</p> <p>0.5 – 10 mm² / AWG 20 – 8 Page 461</p>
<p>Male connectors, 731 Series</p>  <p>CAGE CLAMP®</p> <p>0.08 – 2.5 mm² / AWG 28 – 12 Page 421, 422</p>	<p>Male connectors with snap-in mounting feet, 731 Series</p>  <p>CAGE CLAMP®</p> <p>0.08 – 2.5 mm² / AWG 28 – 12 Page 421, 422</p>	<p>Male connectors with fixing flanges, 731 Series</p>  <p>CAGE CLAMP®</p> <p>0.08 – 2.5 mm² / AWG 28 – 12 Page 421, 422</p>		
<p>Double-pin male connectors for DIN 35 rail mounting, 232 Series</p>  <p>Page 425</p>				
<p>Female headers with solder pins, 232 Series</p>  <p>Page 427, 430</p>	<p>Female headers with solder pins and locking levers, 232 Series</p>  <p>Page 427, 428, 430, 431</p>	<p>Female headers with solder pins and fixing flanges, 232 Series</p>  <p>Page 428, 431</p>	<p>Female headers with solder pins and spacers, 232 Series</p>  <p>Page 429, 432</p>	