









Sockets and Plugs, 3-Pole

<p>2 x 0.5 – 4 mm² ❶ 250 V/4 kV/3 I_N 25 A</p> <p> 9 mm / 0.35 in</p> <p>❷ Approvals</p>	<p>2 x AWG 20 – 12</p>	<p>2 x 0.5 – 4 mm² ❶ 250 V/4 kV/3 I_N 25 A</p> <p> 9 mm / 0.35 in</p> <p>❷ Approvals</p>	<p>2 x AWG 20 – 12</p>
--	------------------------	--	------------------------



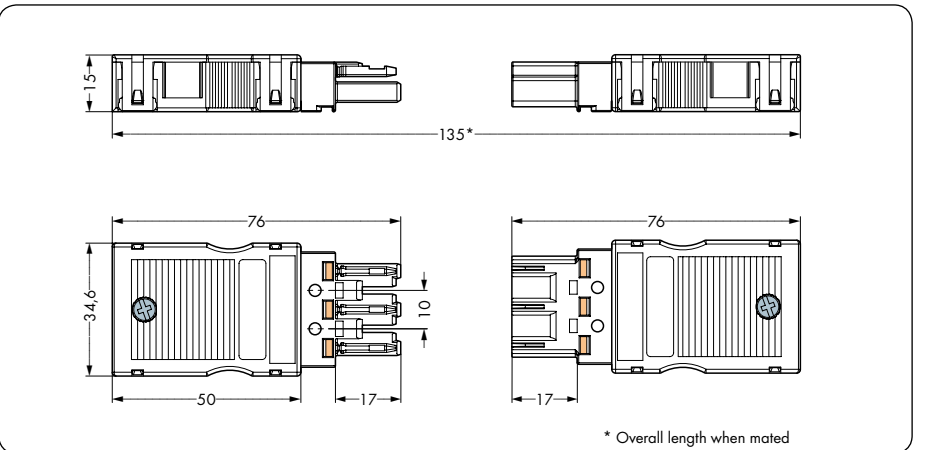
Description	Color	Item No.	Pack. Unit	Color	Item No.	Pack. Unit
Pluggable connectors, 3-pole, with CAGE CLAMP® S connection	Socket with strain relief housing, for 2 cables, 8 – 11.5 mm diameter ❸			Plug with strain relief housing, for 2 cables, 8 – 11.5 mm diameter ❸		
	● black	770-103	25	● black	770-113	25
	○ white	770-123	25	○ white	770-133	25

Item-Specific Accessories						
	Lockout cap, for socket, separable, 12-pole			Lockout cap, for plug, separable, 5-pole		
		black 770-201 100 white 770-221 100			yellow 770-360 100	
				Coding pin, for plug (A and B coding)		
					gray 770-401 100	

Accessories, 770 Series						
	Locking lever, for “flying leads,” manually operated			Locking lever, for “flying leads,” tool operated		
		black 770-101 100 (4x25) white 770-121 100 (4x25)			black 770-111 100 (4x25) white 770-131 100 (4x25)	
	Marker, for manual marking					
		white 770-450 50				

Info	Dimensions
------	------------



- ❶ Conductor sizes: 0.5 – 4 mm² “s + f-st”
0.5 – 2.5 mm² “stranded”
 - ❷ For “International Certification Organizations” and “Approvals – User Guide,” see pages 240 to 243.
 - ❸ For more strain relief housings, see pages 76 and 77.
- | | | |
|----------|----------|-------------|
| ● black | Coding A | (L ⊕ N) |
| ○ white | Coding A | (L ⊕ N) |
| ● red | Coding P | (L ⊕ N) |
| ● orange | Coding R | (LON LON S) |
| ● brown | Coding S | (1 2 L) |
- For coding information, see pages 224 to 226.
Fire load data available upon request.

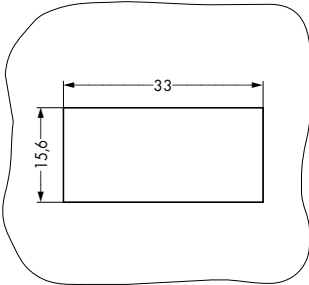






3 WINSTA® MIDI

Snap-In Sockets, 3-Pole

78

Cutout dimensions Plate thickness: 0.5 – 2 mm Cutout tolerance: + 0.1 mm	2 x 0.5 – 4 mm ² ① 2 x AWG 20 – 12 250 V/4 kV/3 I _N 25 A	2 x 0.5 – 4 mm ² ① 2 x AWG 20 – 12 250 V/4 kV/3 I _N 25 A
	 9 mm / 0.35 in ② Approvals	 9 mm / 0.35 in ② Approvals



Description	Color	Item No.	Pack. Unit	Color	Item No.	Pack. Unit
Pluggable connectors, snap-in device connection, 3-pole, with CAGE CLAMP® S connection, snap-in frame, 3-pole	Socket			Socket with protruding interface		
	● black	770-703	100	● black	770-703/009-000	45
	○ white	770-723	100	○ white	770-723/009-000	45
	● red	770-2303	100			
	● orange	770-2343	100			
	● brown	770-2363	100			
Item-Specific Accessories						
	Lockout cap, for socket, separable, 12-pole			Lockout cap, for socket, separable, 12-pole		
		black 770-201 100 white 770-221 100			black 770-201 100 white 770-221 100	
Accessories, 770 Series						
	Lockout cap, for cutout, 3-pole			Lockout cap, for cutout, 3-pole		
		black 770-643 100 white 770-693 100			black 770-643 100 white 770-693 100	
Info	Dimensions					

- ① Conductor sizes: 0.5 – 4 mm² "s + f-st"
0.5 – 2.5 mm² "stranded"
- ② For "International Certification Organizations" and "Approvals - User Guide," see pages 240 to 243.

- black Coding A (L ⊕ N)
- white Coding A (L ⊕ N)
- red Coding P (L ⊕ N)
- orange Coding R (LON LON S)
- brown Coding S (1 2 L)

For coding information, see pages 224 to 226.
Fire load data available upon request.

